

# LETTER JACKET

## JACKET ANATOMY



Jackets are wool with vinyl sleeves  
\*Leather Sleeves available for an additional cost

Patches are color coordinated to match your jacket and sewn on  
Ready to wear!

**\*SENIORS MUST PAY IN FULL\***

### Deluxe Package \$425.00

- School Letter(s) on Left Front
- Up to Four Swiss Inserts on Letter
- Name/Initials on Right Front
- Four sleeve patches of your choice
- Back of Jacket Option

### Spirit Package \$345.00

- School Letter(s) on Left Front
- Up to Three Swiss Inserts on Letter
- Name/Initials on Right Front
- Two sleeve patches of your choice
- Back of Jacket Option

### Essential Package \$295.00

- School Letter(s) on Left Front
- One or Two Swiss Inserts on Letter
- Name/Initials on Right Front
- Two sleeve patches of your choice

### Basic Package \$185.00

- School Letter(s) on Left Front
- One Swiss Insert on Letter
- Name/Initials on Right Front

### Individual Pricing

- Leather Sleeves - \$100
- Sailor Collar - \$40
- Swiss Insert on Letter - \$20 each
- Additional Sleeve Patches - \$60 each
- Back of Jacket Option - \$100
- Embroidery Options
  - ~ initials on sleeve cuffs - \$25
  - ~ name on back collar - \$25
- Mascot / Large Jersey # / Large Initials on Back of Jacket - \$40

### Information You Need to Know

- \$250.00 deposit required - Cash, Checks, Money Orders, and all Major Credit Cards are accepted.
- \*Make checks payable to MRMgradsales
- Orders totaling over \$500.00 require a \$300.00 deposit
- Order balance is due 6 weeks from order date. Final payment must be made by Money Order or Debit/Credit Card (checks are not accepted for final payment)
- **SENIORS MUST PAY IN FULL**

- You are RESPONSIBLE for the **FULL ORDER BALANCE** - Custom Jacket is non-returnable
- Shipping and Handling (\$40.00) and Tax will be added to each order
- Orders will be audited & errors corrected
- WANT YOUR JACKET SOONER? PAY IN FULL AT TIME OF ORDER...

***Letter Jackets paid in full upfront will be sent directly to your home!***









# ORDER FORM INSTRUCTIONS

## LETTER JACKET ORDER FORM

Press firmly. Use medium black or blue ballpoint pen. All orders will be audited and errors corrected.

☐ Male ☒ Female ☐ Jacket Order ☐ Patches w/ Customer Jacket ☐ Loose Patch Order Date \_\_\_\_\_

FIRST NAME Hattie LAST NAME Johnston APT. # \_\_\_\_\_

HOME ADDRESS 1234 May Road CITY Tuscaloosa STATE AL ZIP CODE 35412 AREA CODE 866 PHONE NUMBER 4027464

PARENT'S EMAIL ADDRESS ajohnston@comeast.net AREA CODE 866 CELL / ALT. PHONE NUMBER 3327450

SCHOOL NAME Central HS ORGANIZATION \_\_\_\_\_ CUSTOMER INITIALS OF JACKET SIZING HJSJ

SIZE: (Circle One) X Small Small Medium Large XL 2XL 3XL 4XL 5XL 6XL Other \_\_\_\_\_

SLEEVE ALTERATIONS (circle one) -2 -3 -4 +2 +3 +4 BODY ALTERATION (circle one) -2 -3 -4 +2 +3 +4

JACKET UPGRADE ☒ Leather Sleeves Upgrade \$ 100.00 ☐ Sailor Collar \$ 40.00

1. JACKET PACKAGES - \*CUSTOMER IS RESPONSIBLE FOR FULL ORDER BALANCE

<input checked="" type="checkbox"/> DELUXE PACKAGE - \$425.00 School Letter(s) on Left Front One, Two, Three or Four Swiss Inserts on Letter Name/Initials on Right Front Back of Jacket Option Four Sleeve patches of your choice	<input type="checkbox"/> SPIRIT PACKAGE - \$345.00 School Letter(s) on Left Front One, Two or Three Swiss Inserts on Letter Name/Initials on Right Front Back of Jacket Option Two Sleeve patches of your choice	<input type="checkbox"/> ESSENTIAL PACKAGE - \$295.00 School Letter(s) on Left Front One or Two Swiss Inserts on Letter Name/Initials on Right Front Two Sleeve patches of your choice	<input type="checkbox"/> BASIC PACKAGE - \$185.00 School Letter(s) on Left Front One Swiss Insert on Letter Name/Initials on Right Front
---	---	--	---

2. AWARD LETTER: ☒ Make Letter ☐ Letter Enclosed ☐ Loose  
• Insert on Letter: softball, basketball, volleyball

3. EMBROIDERED OPTIONS: (Script font)  
NAME ON FRONT CHEST Hattie  
NAME ON BACK COLLAR \_\_\_\_\_ (First, Last, Middle)  
MONOGRAM INITIALS ON: ☐ Sleeve Cuffs ☐ Script ☐ Block

4. BACK OF JACKET OPTIONS  
☒ Lettering on back Central High  
(TAIL LETTERING: Available in "Straight Only")  
Tigers  
☒ Chenille Symbols on Name Basketball/Softball (Ex: Paws, Stars, etc.)  
\*Additional \$40.00 Charge ☐ Mascot on back ☐ Large Jersey #'s on back ☐ Large Chenille Initials on back

5. SLEEVE PATCH CHOICES FOR PACKAGES, ADDING TO PACKAGES, AND INDIVIDUAL ORDERS  
Graduation Year Date: 2 - digit ☐ 4 - digit 2026  
☐ Crazy with Class of sash ☐ Block w/Tail - No Class of sash ☒ Mascot on Sleeve: Tiger  
☒ Block with Class of sash

5A Item Name Basketball Sports Touch 5B Item Name Softball Sports Touch 5C Item Name \_\_\_\_\_  
#23 #7  
5D Item Name \_\_\_\_\_ 5E Item Name \_\_\_\_\_ 5F Item Name \_\_\_\_\_

6. SLEEVE INSTRUCTIONS: Left Sleeve 2026 Yeardate/Mascot Tiger Right Sleeve Basketball/Softball

7. PAYMENT OPTIONS ☐ VISA ☐ MC ☐ AMEX ☐ DISCOVER EXPIRATION DATE \_\_\_\_\_ SECURITY CODE \_\_\_\_\_  
ACCOUNT NUMBER \_\_\_\_\_

Print Cardholder's Name \_\_\_\_\_

X Cardholder's Signature Required  
If cardholder's billing address is different from above student's address, fill out information below.

Cardholder's Billing Address \_\_\_\_\_

Cardholder agrees payment may be charged before goods are delivered. Custom items are non-refundable.

CASH \$	
CHECK \$	<u>300.00</u>
CHECK NUMBER	
WIRE APPROVAL \$	
MOBILESAFE \$	

MRMGRADSALLES  
16216 May Road • Sale Creek, TN 37373  
866-402-7464  
MRMgradsales@gmail.com

PRICE	\$525.00
+ TAX 9%	\$47.50
SUBTOTAL	\$572.50
+ SHP / HDL	\$40.00
= TOTAL	\$612.50
- DEPOSIT	\$300.00
BALANCE DUE	\$312.50

~Fill out the top portion of the order form except for the jacket size. (Jacket size will be completed at custom sizing by Sales Rep.)

~Mark package selection and add individual options if desired.

~Mark items corresponding to what is included in selected package.

~\$250.00 DEPOSIT or PAYMENT IN FULL should be made at school on ORDER DAY. \*Orders totaling over \$500.00, REQUIRE HALF \$300.00 DEPOSIT.

~SENIORS ARE REQUIRED TO PAY ORDERS IN FULL ON ORDER DAY.

~Letter Jackets that are PAID IN FULL (on order day) will be shipped directly to the address on order form. Thus, LJ will be received a little sooner.

~If deposit ONLY is paid down, the remaining balance is due 6 weeks from order day. (MO or debit/credit card accepted). Payments may also be made online - MRMgradsales.com (under MAKE A PAYMENT). Checks are not accepted for final payments. Postcards will be mailed to home with balance payment due date.

\*Insufficient checks or declined credit cards will cause order to be cancelled. Order changes/cancellations must be made within 5 business days by email.

Make Checks/Money Order payable to:  
MRMgradsales/Balfour  
16216 May Road  
Sale Creek, TN 37373

Questions:  
Phone: 866-402-7464  
Fax: 866-459-7464

**\*\*You are RESPONSIBLE for the full balance. Jackets are CUSTOM MADE thus are non-refundable  
Order changes/cancellations must be made within 3 business days by email.**

# LETTERMAN JACKET SIZING GUIDE

- 1) If you are a Freshman or Sophomore, please consider sizing up one size, as you will most likely grow.
- 2) The best way to determine your size is to try on a jacket from a fellow student. If that is not an option, please see sizing method below.
- 3) Letterman jackets were designed to fit slightly bulky and oversized. What you wear underneath the jacket could alter the way it fits.
- 4) Our jackets are unisex and we are able to alter the sleeve and body lengths if needed.
- 5) Please note that if you have a larger measurement in one column (i.e. chest) of the sizing chart, but have a smaller measurement in a different column (i.e. sleeve), please determine your size as close as possible according to your unisex sweatshirt size.

## Sizing Chart

SIZE:	CHEST	SLEEVE	CENTER BACK	WAIST
2XS	28-30	28-29	15-16	20-22
XS	30-32	30-31	16-17	24-26
S	34-36	31-32	18-19	28-30
M	38	32	20-21	31-32
M/TALL	38	33-34	21-23	32-33
L	40-42	33-34	22-23	34-36
L/TALL	40-42	35-36	24-26	34-36
XL	44-46	34-35	24-25	38-40
XL/TALL	44-46	36	26-27	38-40
2XL	48-50	35-36	26-27	42-44
2XL/TALL	48-50	37	28	42-44
3XL	52-54	36-37	28	46-48
4XL	56-58	37-38	28	50-52
5XL	60-62	38-39	28	54-56
6XL	64-66	39-40	28	58-60

## Student Sizing Information

Student name: \_\_\_\_\_

Male/Female: \_\_\_\_\_

Height: \_\_\_\_\_

Weight: \_\_\_\_\_

Chest Measurement: \_\_\_\_\_

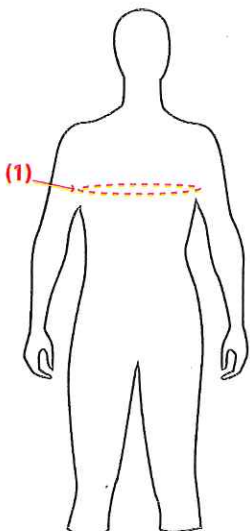
Sleeve Measurement: \_\_\_\_\_

Center Back Measurement: \_\_\_\_\_

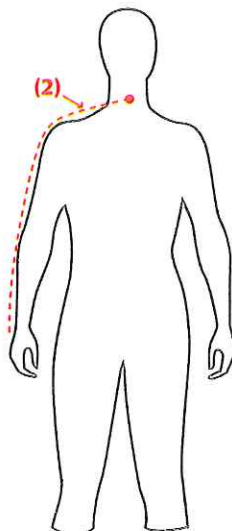
Waist Measurement: \_\_\_\_\_

## Sizing Method

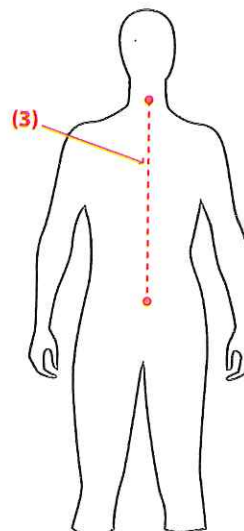
1) Chest Measurement:  
Measure around the chest  
(over bust) between armpit  
and sternum.



2) Sleeve Measurement:  
Measure from the knot on  
back of neck, over seamline  
of shoulder, and down to  
1" below wrist bone.



3) Center Back Measurement:  
Measure from the knot on  
back of neck, down to the  
bottom of belt line.



4) Waist Measurement:  
Measure around your  
waist line. Usually your  
jean/pant waist size.

